
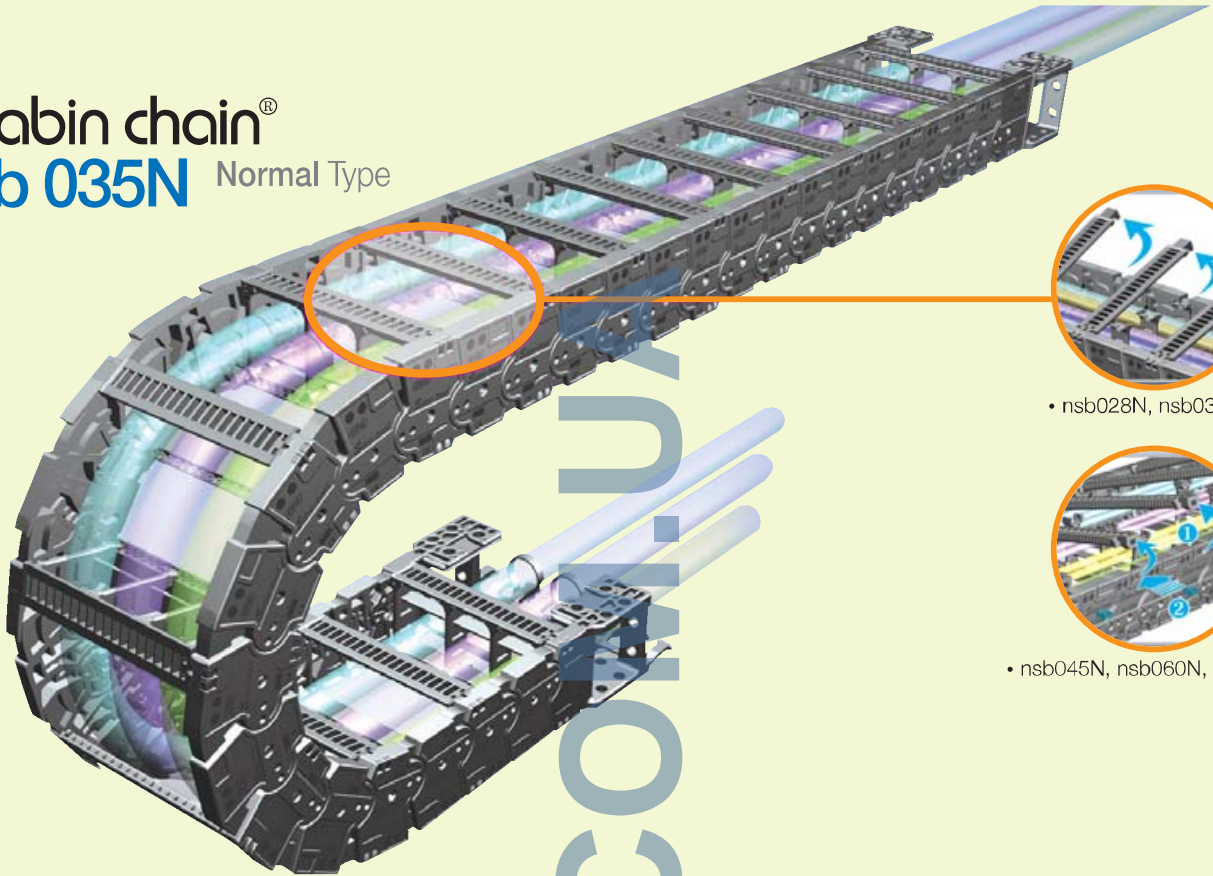
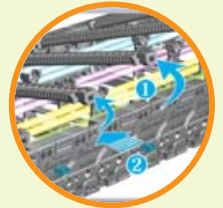


Min ●●●●●●●● Max

Sabin chain® nsb 035N Normal Type



• nsb028N, nsb035N •



• nsb045N, nsb060N, nsb075N •

• Frames are assembled at every other link. (2링크마다 프레임 결합방식)

SHIFT CHAIN

SABIN CHAIN

REVOLVING CHAIN

INDEX CHAIN

ROBO-KIT

OP-FTLX

OP-FTX

MATERIAL

● **Chain material:**
CPS-amide UL94-HB

● **Low Noise**

● **Low Mote**

● **Speed :** 15m / sec

● **Temperature :** -40°C ~ +130°C

● **Other installation Length:**
Vertical curve above, Unsupported= max 2.0m
Vertical curve below, Unsupported= max 40m
Side Mounted, Unsupported= max 1.0m

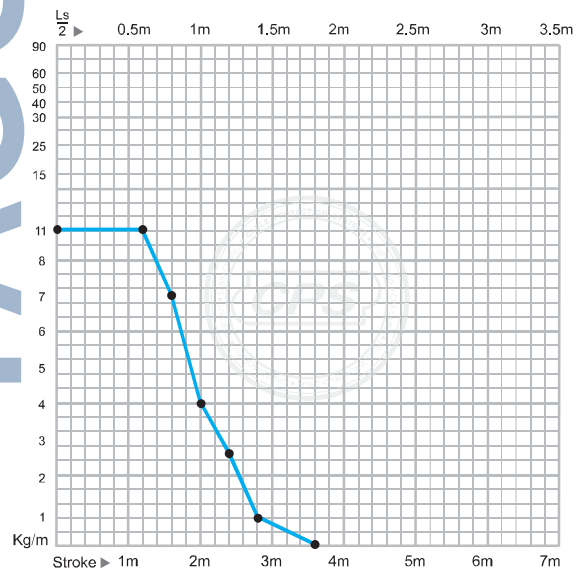
● **Applications**
Gantry robot, Machining center, Textile machine, Welding machine, Feeder unit, Assembly Loader, Wood work machine, Fabric machine.

저분진, 저소음을 요구하는 사업장 및 갠츨리더, 로봇캐리지, 공작기계, 절단/용접기계, 인쇄기계등에 적용.

● Calculation of the chain length

$$[L = \frac{L_s}{2} + L_p]$$

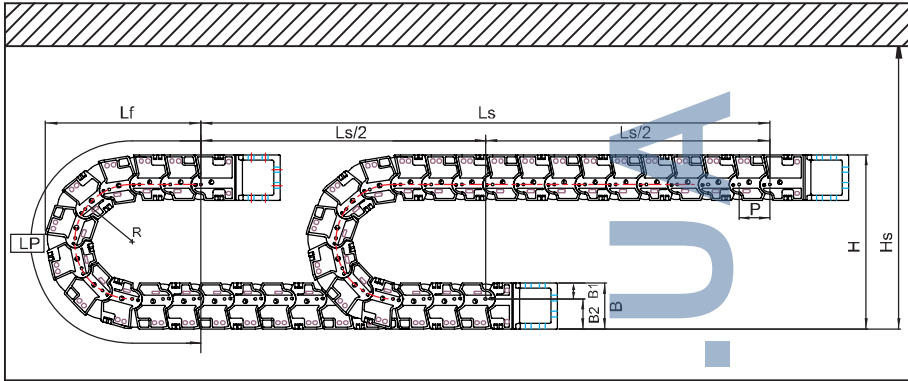
● Load diagrams self-supporting length



TAGOS.COM

nsb 035N Normal Type

LAYOUT OF THE CHAIN



(Dimensions in mm)

Bending radius R	55	65	90	115	140	190
Lp	383	414	493	572	650	807
L f	194	204	229	254	279	329
H	178	198	248	298	348	448

- Ls:** Stroke
- Lp:** Loop Length
- L f:** Loop Projection
- Hs:** Safe Space

nsb 035N Type

- Pitch P:** 35mm
- Height B:** 52mm
- Height H:** 2R+68mm
- Hs ≥ H+30mm**
- B1:** 18mm **B2:** 34mm

ORDERING (주문방법)

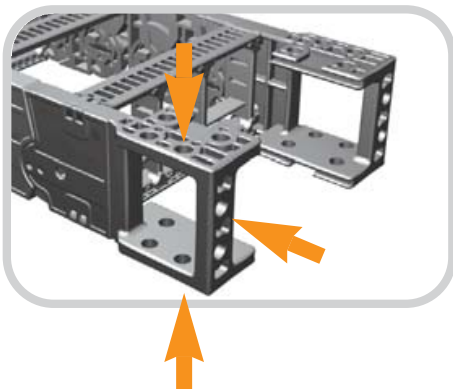
nsb 035N. 075. R90 / F -1000L : 10ST



- 주문수량 Q' ty(set)
- 체인길이 Length(mm)
- 브라켓 Free End Bracket
- 곡률반경 Bending Radius
- 내폭 Inside Width
- 표준형타입 Normal Type

New Sabin Chain

BRACKET TYPE (브라켓타입)



FEB (Free End Bracket)

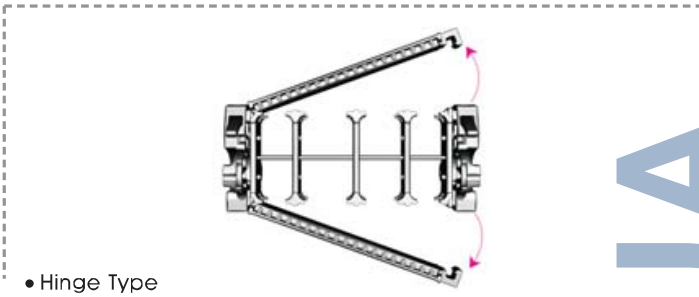
Fixes the cable chain to the machinery or moving application. CPS has improved mounting efficiency by unifying the existing Easy End Bracket and Normal End Bracket.

체인을 고정하는 끝부분으로 기존 Easy End Bracket 과 Normal End Bracket 을 하나로 통합한 방식으로 취부의 효율성을 높임.

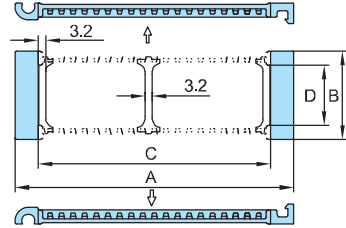
▶ Above products are patent registered item which can be protected by industrial property right. (상기제품은 특허등록 제품으로 산업재산권의 보호를 받는 제품입니다.)

nsb 035N Normal Type

CHAIN CROSS SECTION

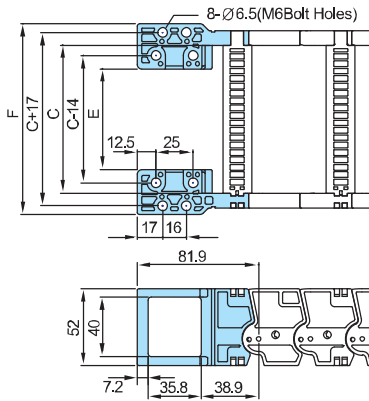


• Hinge Type

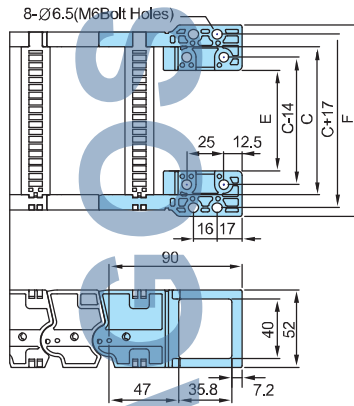


Chain Type	A	B	C	D	Bending Radius(R)	Weight in kg/m
nsb 035N.035	55		35			1.10
nsb 035N.055	70		50			1.13
nsb 035N.075	75		55			1.15
nsb 035N.100	95		75			1.18
nsb 035N.125	120	52	100	40	55, 65, 90, 115, 140, 190	1.25
nsb 035N.150	145		125			1.32
nsb 035N.175	170		150			1.41
nsb 035N.175	195		175			1.62
nsb 035N.200	220		200			1.72

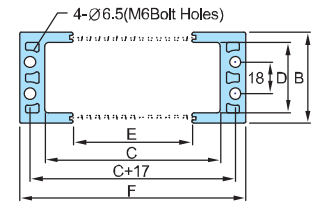
FREE END BRACKET



nsb035N Fixing point



nsb035N Moving point

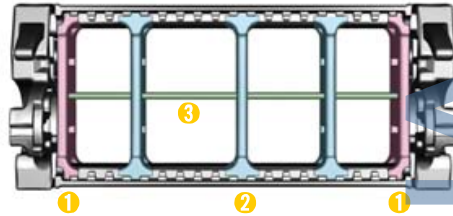


nsb035N Front point

Chain Type	F	B	C	D	E	Hole Type
nsb 035N.035	64		35		3	
nsb 035N.050	79		50		18	
nsb 035N.055	84		55		23	
nsb 035N.075	104		75		43	
nsb 035N.100	129	52	100	40	68	M6 Bolt Holes
nsb 035N.125	154		125		93	
nsb 035N.150	179		150		118	
nsb 035N.175	204		175		143	
nsb 035N.200	229		200		168	

nsb 035N Normal Type

DIVIDERS

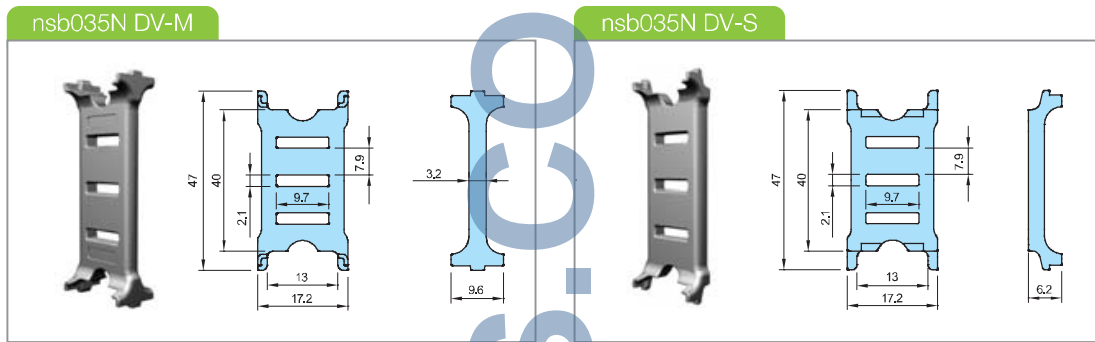


- ① DV-S (측면전용디바이더)
- ② DV-M
- ③ Separator(SP)

Dividers (Vertical) and Separators (Horizontal) divide the inner chamber of the cable chain to give each cable diameter its own center and keep the cables separated from each other. The use of a separator in some cases, can also reduce the width requirements as two or more levels can be made within the same chamber. To prevent twisting or damage to the cables, as a rule, there needs to be at least 10% space between the inserted cable and its enclosure.

디바이더(세로분리대)와 세퍼레이터(가로분리대)는 체인내에 많은 케이블들이 입선될 시 케이블들을 서로 분리하여 케이블상호간의 마찰로 인한 **피복손상 및 단선**을 방지하는 역할을 하며 케이블과 10%이상의 여유공간을 확보해야 합니다.

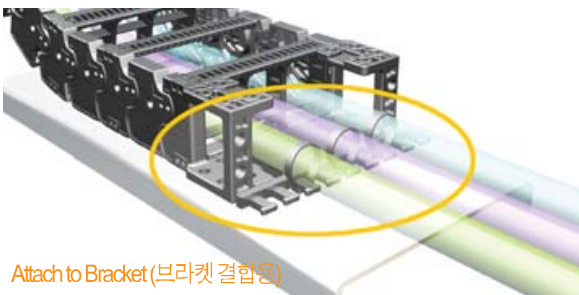
또한 케이블을 체인내 2단이상 입선시 반드시 세퍼레이터를 디바이더에 결합하여 사용하여 케이블의 꼬임방지과 피복손상을 방지할 수 있습니다.



nsb035N Separators (SP) (No. : S-SP/M)

Chain Type	Separators	SP035	SP050	SP055	SP075	SP100	SP125	SP150	SP175	SP200
nsb028N		○	○	○	○	○	○	○	○	○
nsb035N		○	○	○	○	○	○	○	○	○

TIE WRAP



Attach to Bracket (브라켓 결합용)

When using the tie wrap option for the Sabin Chain nsb035 series, the corresponding frame sizes will be 50, 75, 100, 125, 150, 175 and 200mm respectively.

nsb035 제품은 삽입형 Tie Wrap을 사용하며 적용되는 Frame은 50, 75, 100, 125, 150, 175, 200 입니다.

The tie wrap separated from the Sabin Chain bracket, when installed properly, protects the inserted cables from becoming entangled and twisted during operation. There are two types in the tie wrap; Attached & Unattached to the bracket.

Tiewrap은 Sabin Chain의 브라켓을 기준으로 설치함으로써 체인의 움직임으로 인해 체인내의 케이블이나 호스가 당겨져 단선되는 경우를 방지할 수 있다. Sabin Chain의 Tiewrap은 브라켓부분과 근접해서 사용할 수 있는 사양 과 브라켓에 결합해서 사용할 수 있는 사양 으로 구분되어 사용할 수 있다