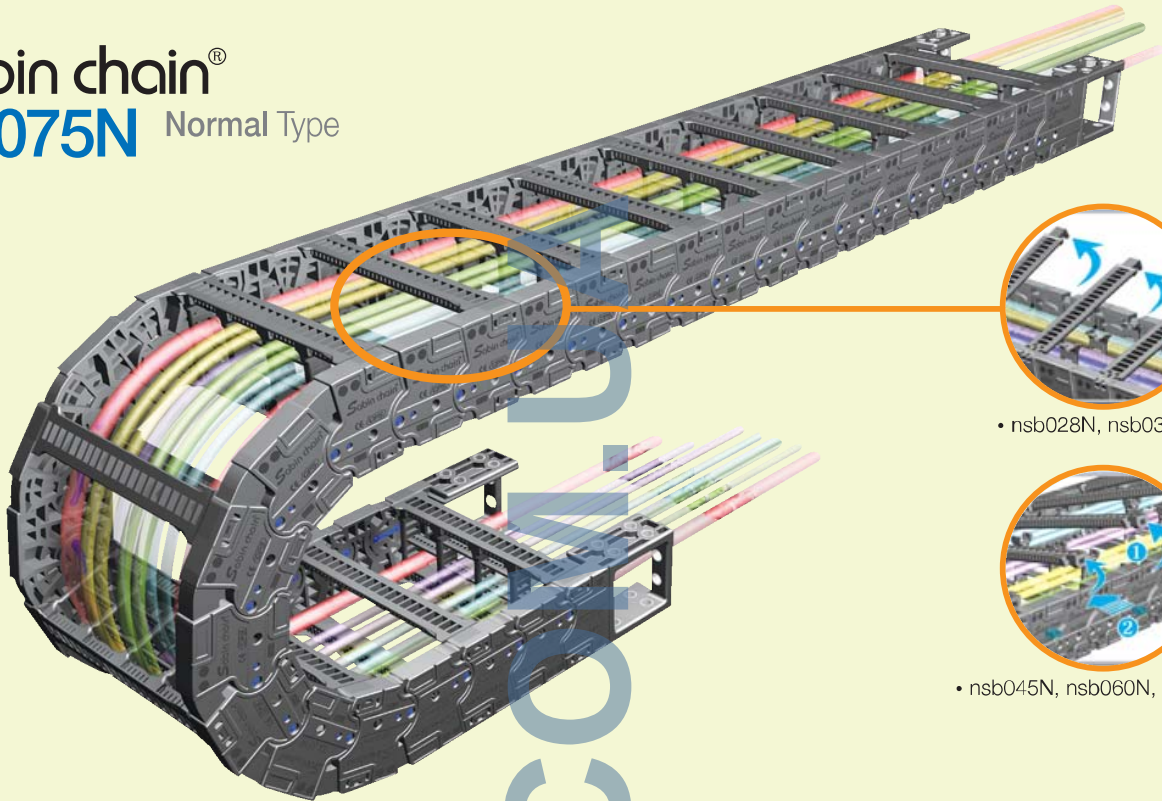


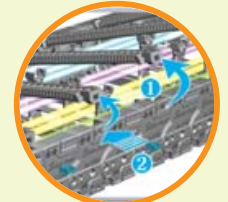
Min ●●●●●●●● Max

Sabin chain®

nsb 075N Normal Type



• nsb028N, nsb035N •



• nsb045N, nsb060N, nsb075N •

• Frames are assembled at every other link. (2링크마다 프레임 결합방식)

SFT-CHAIN

SABIN-CHAIN

REVOLVING-CHAIN

LEXI-CHAIN

ROBOT-CHAIN

OP-STEEL

OP-STLX

MATERIAL

- **Chain material:**
CPS-amide UL94-HB
- **Low Noise**
- **Low Mote**
- **Speed :** 15m / sec
- **Temperature :** -40°C ~ +130°C
- **Other installation Length:**
Vertical curve above, Unsupported= max 6.0m
Vertical curve below, Unsupported= max 120m
Side Mounted, Unsupported= max 3.0m

Applications

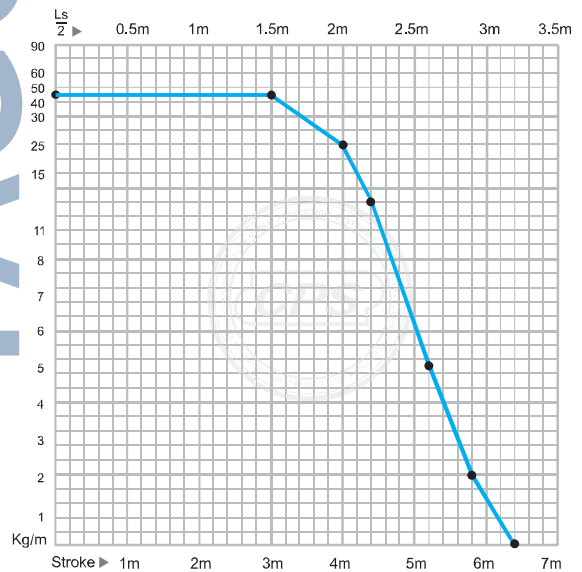
Gantry robot, Machining center, Textile machine, Welding machine, Feeder unit, Assembly Loader, Wood work machine, Fabric machine.

저분진, 저소음을 요구하는 사업장 및 컨츄리러더, 로봇캐리지, 공작기계, 절단/용접기계, 인쇄기계등에 적용.

Calculation of the chain length

$$[L = \frac{L_s}{2} + L_p]$$

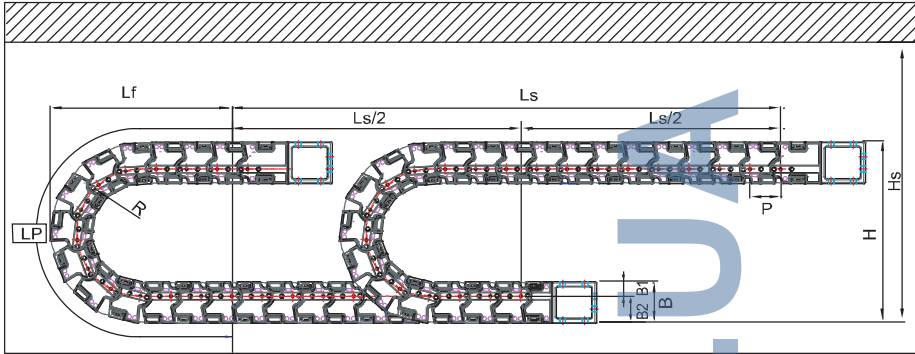
Load diagrams self-supporting length



TAGOS-CO.

nsb 075N Normal Type

LAYOUT OF THE CHAIN



- Ls:** Stroke
- Lp:** Loop Length
- Lf:** Loop Projection
- Hs:** Safe Space

nsb 075N Type

- Pitch P:** 75mm
- Height B:** 108mm
- Height H:** 2R+144mm
- Hs** ≥ H+40mm
- B1:** 36mm **B2:** 72mm

(Dimensions in mm)

Bending radius R	160	180	230	280	330	380	480
Lp	1,084	1,147	1,304	1,461	1,618	1,775	2,089
Lf	495	515	565	615	665	715	815
H	464	504	604	704	804	904	1,104

ORDERING (주문방법)

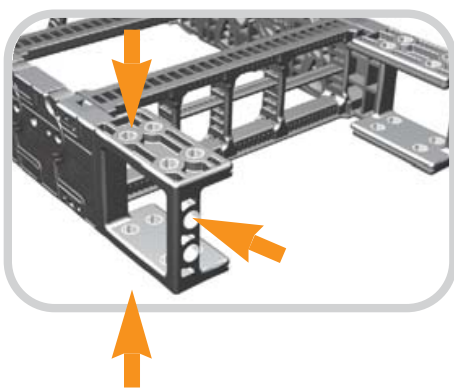
nsb 075N. 200. R380 / F- 3000L : 10ST



- 주문수량 Q' ty(set)
- 체인길이 Length(mm)
- 브라켓 Free End Bracket
- 곡률반경 Bending Radius
- 내폭 Inside Width
- 표준형타입 Normal Type

New Sabin Chain

BRACKET TYPE (브라켓타입)



FEB (Free End Bracket)

Fixes the cable chain to the machinery or moving application. CPS has improved mounting efficiency by unifying the existing Easy End Bracket and Normal End Bracket. For added strength, steel washers are inserted into the fixing holes of each Free End Bracket.

체인을 고정하는 끝부분으로 기존 Easy Eend Bbracket 과 Normal End Bracket을 하나로 통합한 방식으로 취부의 효율성을 높임, 또한 스틸와셔를 결합하여 더욱 견고한 취부가 가능.

▶ Above products are patent registered item which can be protected by industrial property right. (상기제품은 특허등록 제품으로 산업재산권의 보호를 받는 제품입니다.)

nsb 075N Normal Type

S-FT-CHAIN

SABIN CHAIN

REVOLVING CHAIN

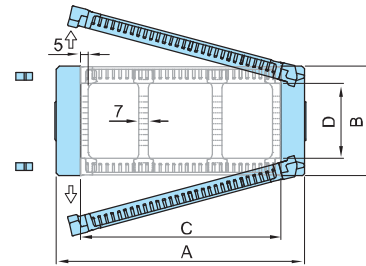
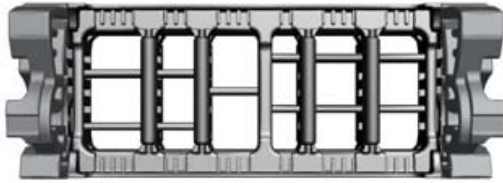
I-LEX-CHAIN

ROBO-KIT

OP-3-LEX

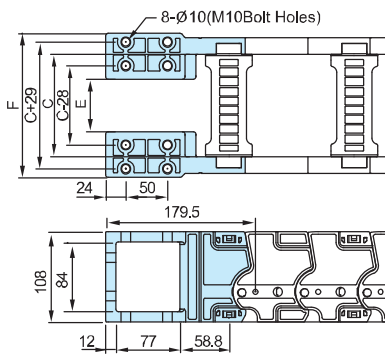
OP-3-IX

CHAIN CROSS SECTION

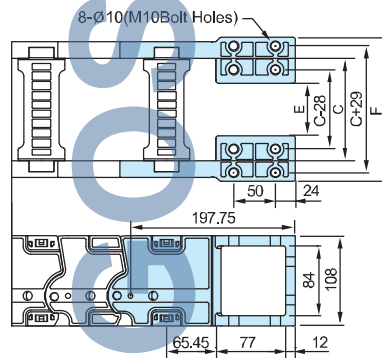


Chain Type	A	B	C	D	Bending Radius(R)	Weight in kg/m
nsb 075N.075	115	108	75	78	160, 180, 230, 280, 330 380, 480	4.80
nsb 075N.100	140		100			4.90
nsb 075N.125	165		125			5.02
nsb 075N.150	190		150			5.12
nsb 075N.175	215		175			5.25
nsb 075N.200	240		200			5.46
nsb 075N.250	290		250			5.72
nsb 075N.300	340		300			6.09
nsb 075N.350	390		350			6.45
nsb 075N.400	440		400			6.83
nsb 075N.450	490		450			7.12
nsb 075N.500	540		500			7.32
nsb 075N.550	590		550			8.06
nsb 075N.600	640		600			8.20

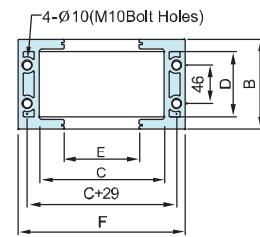
FREE END BRACKET



nsb 075N Fixing point



nsb 075N Moving point



nsb 075N Front point

Chain Type	F	B	C	D	E	Hole Type
nsb 075N.075	125	108	75	78	15	M10 Bolt Holes
nsb 075N.100	150		100		40	
nsb 075N.125	175		125		65	
nsb 075N.150	200		150		90	
nsb 075N.175	225		175		115	
nsb 075N.200	250		200		140	
nsb 075N.250	300		250		190	
nsb 075N.300	350		300		240	
nsb 075N.350	400		350		290	
nsb 075N.400	450		400		340	
nsb 075N.450	500		450		390	
nsb 075N.500	550		500		440	
nsb 075N.550	600		550		490	
nsb 075N.600	650		600		540	

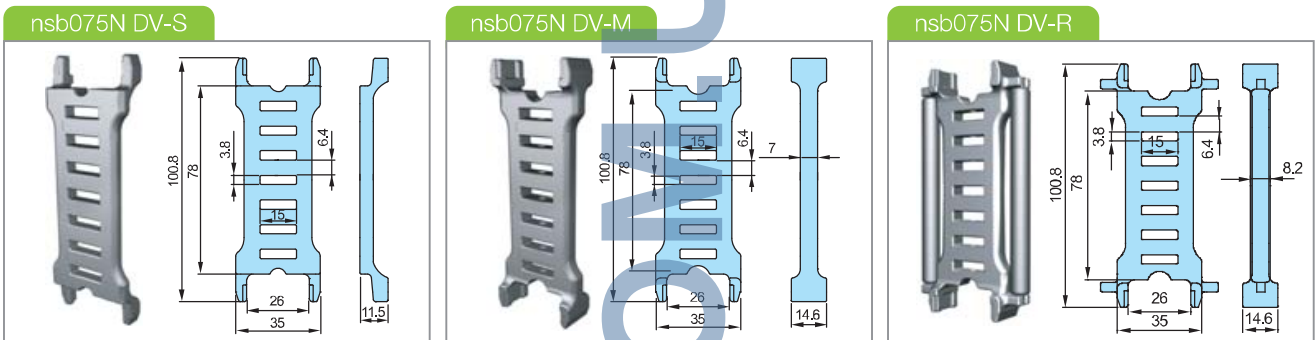
nsb 075N Normal Type

DIVIDERS

Dividers (Vertical) and Separators (Horizontal) divide the inner chamber of the cable chain to give each cable diameter its own center and keep the cables separated from each other. The use of a separator in some cases, can also reduce the width requirements as two or more levels can be made within the same chamber. To prevent twisting or damage to the cables, as a rule, there needs to be at least 10% space between the inserted cable and its enclosure.

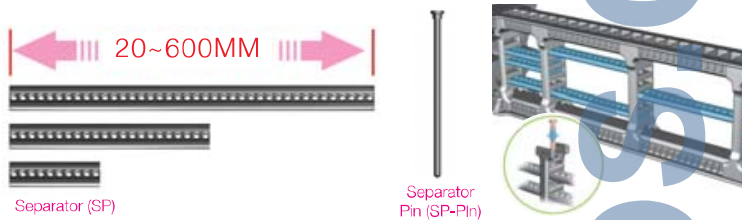
디바이더(세로분리대)와 세퍼레이터(가로분리대)는 체인내에 많은 케이블들이 입선될 시 케이블들을 서로 분리하여 케이블상호간의 마찰로 인한 **피복손상 및 단선**을 방지하는 역할을 하며 케이블과 10%이상의 여유공간을 확보해야 합니다.

또한 케이블을 체인내 2단이상 입선시 반드시 세퍼레이터를 디바이더에 결합하여 사용해야 케이블의 꼬임방지와 피복손상을 방지할 수 있습니다.



※ Assemble divider every four links, (4링크마다 1개씩 결합.)

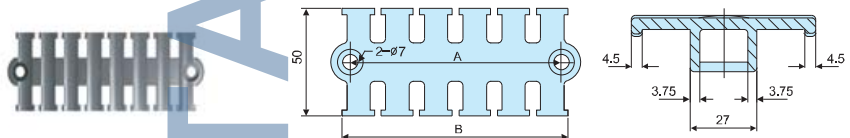
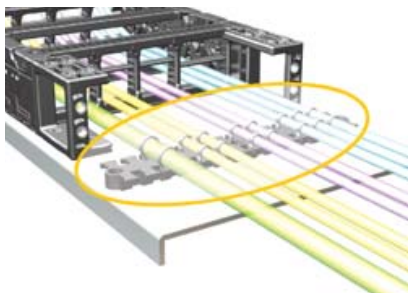
SEPARATORS (SP)



Separator is available in length from 20mm to 600mm and can be cut every 5mm for use. The combined use of divider and separator with the pin creates the most effective cable pattern and keep insertion space for cables safely, so it protects the inserted cables.

세퍼레이터의 사용길이는 최소20mm부터 최대600mm까지 사용가능하며 5mm간격으로 절단하여 원하는 길이로 사용가능합니다. 크기가 각각 다른 케이블을 크기에 맞게끔 공간분할이 용이하고 세퍼레이터 핀으로 결합하여 어떠한 경우에도 안전하게 케이블의 입선공간을 유지하여 안전하게 케이블을 보호할 수 있습니다.

TIE WRAP



(Dimensions in mm)

The tie wrap separated from the Sabin Chain bracket, when installed properly, protects the inserted cables from becoming entangled and twisted during operation.

Tie wrap은 Sabin Chain의 브라켓을 기준으로 바깥쪽으로 설치함으로써 체인의 움직임으로 인해 **케이블의 유동을 방지하고자 고정하는 시스템**으로 케이블의 피복손상 및 단선을 방지하는 역할을 합니다.

Tie Wrap	050	075	100	125	150
A	58	75	98	122	141
B	65	82	105	129	148