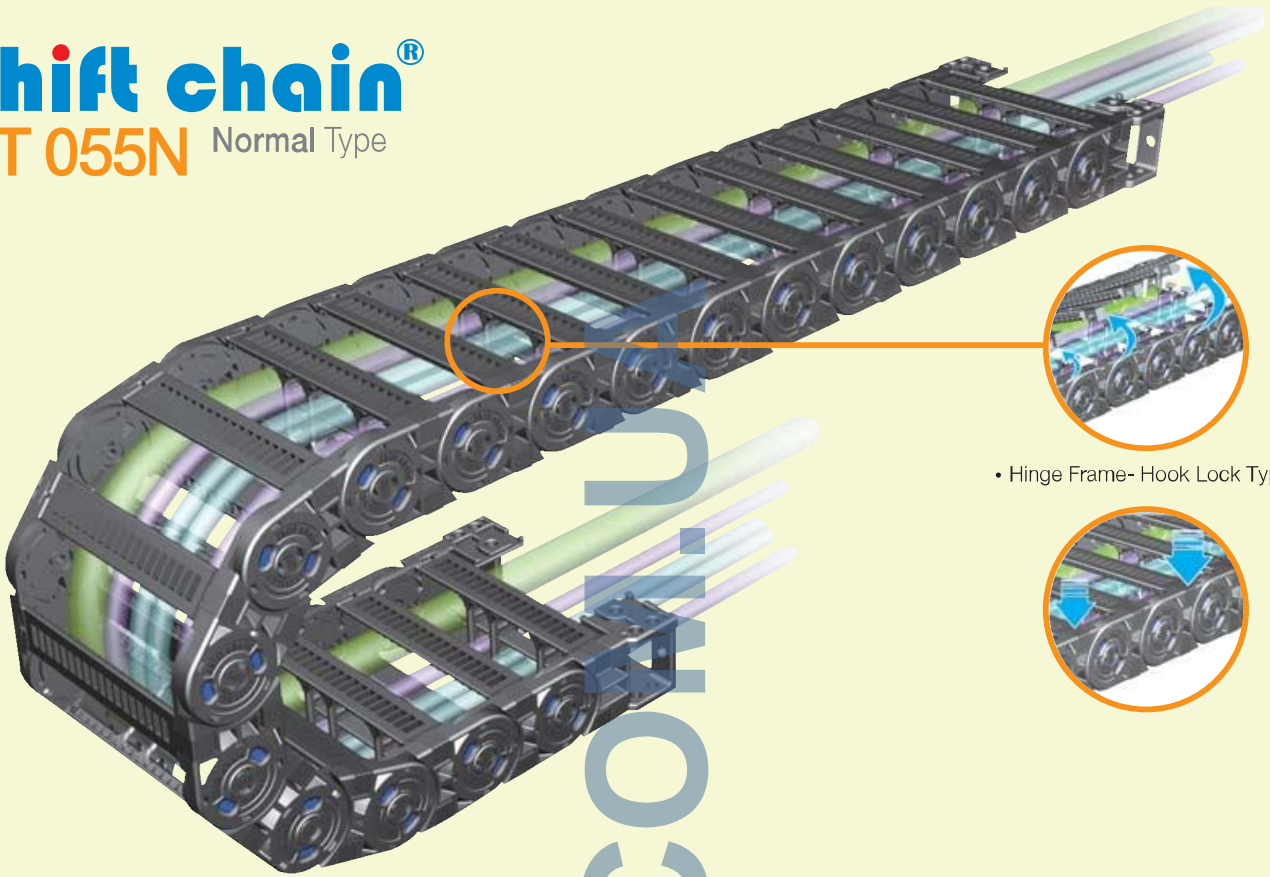


Min ●●●●● Max

## Shift chain® ST 055N Normal Type



• Hinge Frame- Hook Lock Type •

SHIFT CHAIN

SAVEN CHAIN

REVOLVING CHAIN

HELIX CHAIN

ROBOTIC

OPSTLEX

OPSTBX

### MATERIAL

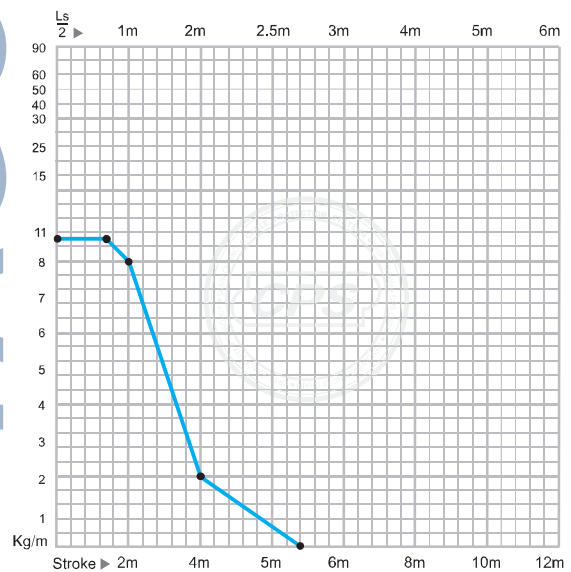
- **Chain material:**  
CPS-polyamide with glass fiber reinforced UL94-HB
- **Low Noise:**
- **Low Mote:**
- **Speed :** 10m / sec
- **Temperature :** -30°C ~ +130°C
- **Other installation Length:**  
Vertical curve above= max 3.0m  
Vertical curve below= max 50m  
Side Mounted, Unsupported= max 1.0m

- **Applications**  
Gantry robot, Machining center, Textile machine, Welding machine, Feeder unit, Assembly Loader, Wood work machine, Fabric machine.  
컨츄리로봇, 공작기계, 용접기계, 인쇄기계, 로봇케리지등 케이블 체인의 적용사업장에 사용가능.

### Calculation of the chain length

$$\left[ L = \frac{Ls}{2} + Lp \right]$$

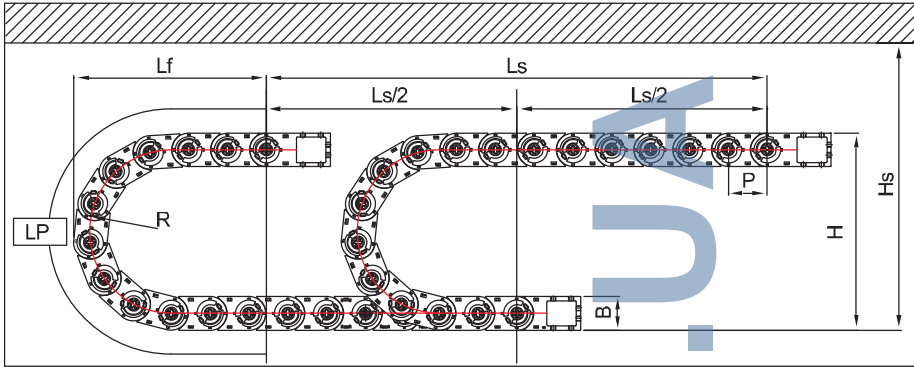
### Load diagrams self-supporting length



TAGOS.COM

## ST 055N Normal Type

### LAYOUT OF THE CHAIN



- Ls:** Stroke
- Lp:** Loop Length
- Lf:** Loop Projection
- Hs:** Safe Space

(Dimensions in mm)

Bending radius R	65	75	100	125	150	200
Lp	424	456	535	613	692	849
Lf	201	211	236	261	286	336
H	182	202	252	302	352	452

### ST 055N Type

- Pitch P:** 55mm
- Height B:** 52mm
- Height H:** 2R+52mm
- Hs ≥ H+35mm**

### ORDERING (주문방법)

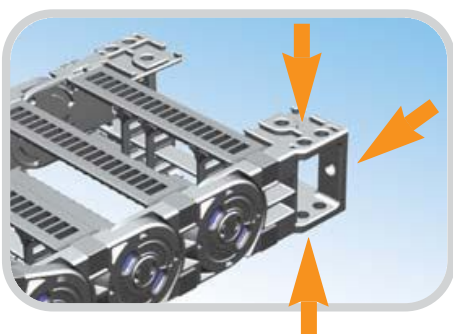
## ST 055N. 150. R150 / F - 1800L : 10ST



- 주문수량 Q' ty(set)
- 체인길이 Length(mm)
- 브라켓 Free End Bracket
- 곡률반경 Bending Radius
- 내폭 Inside Width
- 표준형태 Normal Type

### Shift Chain

### BRACKET TYPE (브라켓타입)



### FEB (Free End Bracket)

FEB Fixes the cable chain to the machinery or moving application, CPS has improved mounting efficiency by unifying the existing Easy End Bracket and Normal End Bracket.

체인을 고정하는 끝부분으로 기존 Easy End Bracket 과 Normal End Bracket 을 하나로 통합한 방식으로 취부의 효율성을 높임.

▶ Above products are patent registered item which can be protected by industrial property right. (상기제품은 특허등록 제품으로 산업재산권의 보호를 받는 제품입니다.)

## ST 055N Normal Type

SHIFT CHAIN

SABIN CHAIN

PERCLING CHAIN


ELIX CHAIN

ROBO-KIT

CPS-ELIX

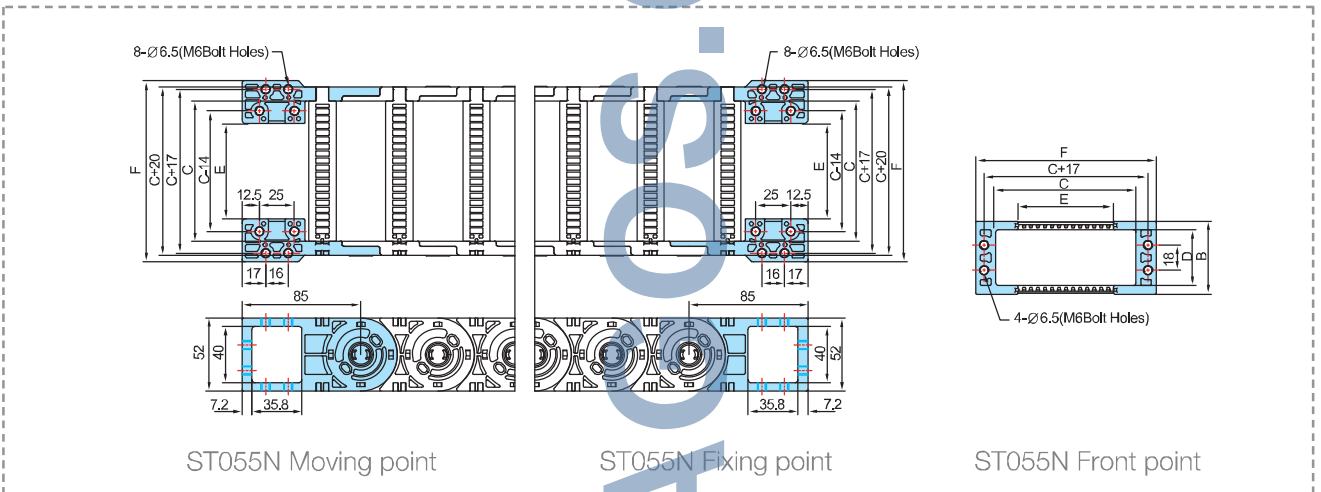
CPS-ELIX

### CHAIN CROSS SECTION



Chain Type	A	B	C	D	Bending Radius(R)	Weight in kg/m
ST 055N.035	56		35			1.12
ST 055N.050	71		50			1.15
ST 055N.055	76		55			1.18
ST 055N.075	96		75			1.23
ST 055N.100	121	52	100	40	65, 75, 100, 125, 150, 200	1.31
ST 055N.125	146		125			1.41
ST 055N.150	171		150			1.51
ST 055N.175	195		175			1.78
ST 055N.200	221		200			1.92


### FREE END BRACKET



Chain Type	F	B	C	D	E	Hole Type
ST 055N.035	64		35		3	
ST 055N.050	79		50		18	
ST 055N.055	84		55		23	
ST 055N.075	104		75		43	
ST 055N.100	129	52	100	40	68	M6 Bolt Holes
ST 055N.125	154		125		93	
ST 055N.150	179		150		118	
ST 055N.175	204		175		143	
ST 055N.200	229		200		168	

## ST 055N Normal Type

### DIVIDERS & SEPARATORS



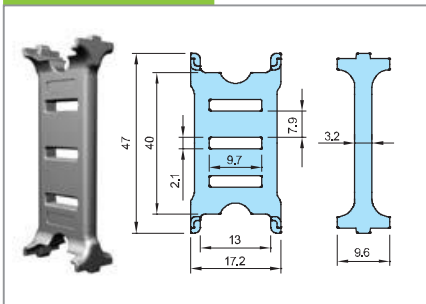
- ① DV-S (측면전용디바이더)
- ② DV-M
- ③ DV-T
- ④ Separator(SP)

Dividers (Vertical) and Separators (Horizontal) divide the inner chamber of the cable chain to give each cable diameter its own center and keep the cables separated from each other. The use of separator in some cases, can also reduce the width requirements as two or more levels can be made within the same chamber. To prevent twisting or damage to the cables, as a rule, there needs to be at least 10% space between the inserted cable and its enclosure.

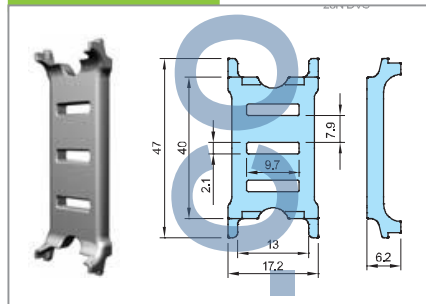
디바이더(세로분리대)와 세퍼레이터(가로분리대)는 체인내에 많은 케이블들이 입선될 시 케이블들을 서로 분리하여 케이블상호간의 마찰로 인한 **피복손상 및 단선**을 방지하는 역할을 하며 케이블과 10%이상의 여유공간을 확보해야합니다.

또한 케이블을 체인내 2단이상 입선시 반드시 세퍼레이터를 디바이더에 결합하여 사용하여 케이블의 꼬임방지와 피복손상을 방지할 수 있습니다.

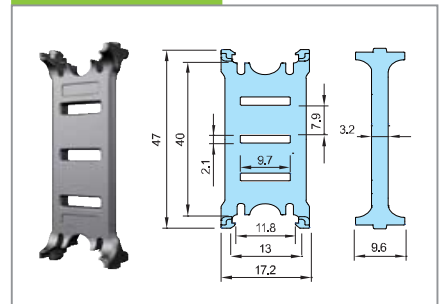
ST 055N DV-M



ST 055N DV-S



ST 055N DV-T



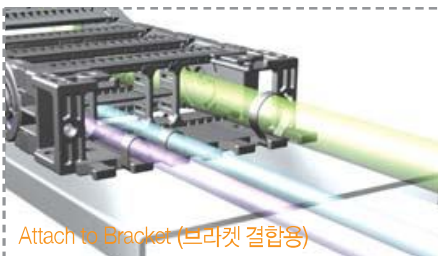
▶ Assemble divider every Two links. / 2링크마다 결합

▶ DV/T : Frame 125~200적용(상하 프레임을 연결)

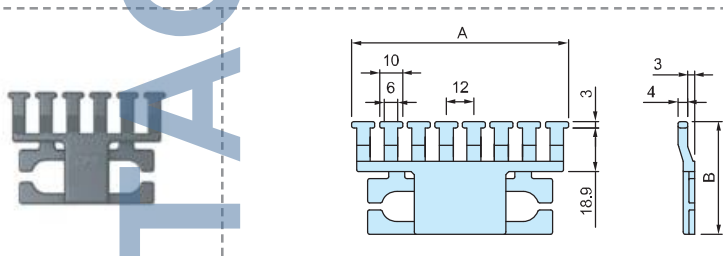
ST044N Separators (SP) (No. : S-SP/M)

Chain Type	Separators	SP035	SP050	SP055	SP075	SP100	SP125	SP150	SP175	SP200
ST 044N		○	○	○	○	○	○	○	○	○
ST 055N		○	○	○	○	○	○	○	○	○

### TIE WRAP



Attach to Bracket (브라켓 결합용)



(Dimensions in mm)

Tie Wrap	035	055	075	100	125
A	46	70	94	118	142
B	35,4	48,9	48,9	48,9	48,9

The Tie Wrap separated from the Shift Chain bracket, when installed properly, protects the inserted cables from becoming entangled and twisted during operation. There are two types in the tie wrap; Attached & Unattached to the bracket.

Tie Wrap은 Shift Chain의 브라켓을 기준으로 설치함으로써 체인의 움직임으로 인해 체인내의 케이블이나 호스가 당겨져 단선되는 경우를 방지할 수 있다. Shift Chain의 Tie Wrap은 브라켓부분과 근접해서 사용할 수 있는 사양과 브라켓에 결합해서 사용할 수 있는 사양으로 구분되어 사용할 수 있다.

When using the tie wrap option for the Shift Chain ST 055 series, the corresponding frame sizes will be 50, 75, 100, 125, 150, 175 and 200mm respectively. ST 055N, 제품은 삽입형 Tie Wrap을 사용하며 적용되는 Frame은 50, 75, 100, 125, 150, 175, 200 입니다.